

B.C. Pavilion Corporation
Financial Information Act Filing
Fiscal Year Ended March 31, 2023

B.C. Pavilion Corporation
Financial Information Act Filing
Fiscal Year Ended March 31, 2023
Table of Contents

1. Audited Financial Statements for the Year Ended March 31, 2023
2. Schedule of Guarantee and Indemnity Agreements
3. Schedule of Remuneration and Expenses
4. Statement of Severance Agreements
5. Schedule of Payments made for the Provision of Goods and Services

B.C. Pavilion Corporation

Financial Statements

Fiscal Year Ended March 31, 2023

Audited Financial Statements

March 31, 2023

B.C. Pavilion Corporation


Statement of Management Responsibility

The financial statements of the B.C. Pavilion Corporation have been prepared by management in accordance with the financial reporting framework disclosed in note 2 to these financial statements, and the integrity and objectivity of these statements are management's responsibility. Management is also responsible for all of the notes to the financial statements and schedules, and for ensuring that this information is consistent, where appropriate, with information contained in the financial statements. The preparation of financial statements necessarily involves the use of estimates based on management's judgment, particularly when transactions affecting the current accounting period cannot be finalized with certainty until future periods.

Systems of internal control are developed and maintained by management to provide reasonable assurance that reliable information is produced. The internal controls are designed to provide reasonable assurance that assets are safeguarded, transactions are properly authorized and recorded in compliance with legislative and regulatory requirements, and financial records are properly maintained to provide a reliable basis for preparation of the financial statements.

The B.C. Pavilion Corporation Board of Directors is responsible for ensuring that management fulfills its responsibilities for financial reporting and internal control, and exercises these responsibilities through the Board and its Finance and Audit Committee. The Board reviews internal financial statements at each meeting and external audited financial statements annually. Significant financial reporting or internal control matters are discussed by the Board and its Audit and Finance Committee prior to their approval of the Corporation's financial statements.

PricewaterhouseCoopers LLP conducts an independent examination, in accordance with Canadian auditing standards, and expresses their opinion on the B.C. Pavilion Corporation financial statements. The auditors have full and free access to all financial management records of B.C. Pavilion Corporation and meet when required. The accompanying Auditor's Report outlines their responsibilities, the scope of their examination and their opinion on the financial statements for B.C. Pavilion Corporation.



Gwendolyn Point
Chair – Board of Directors



Curt Walker, FCPA, FCMA
Chief Financial Officer

Vancouver, British Columbia
June 09, 2023



Independent auditor's report

To the Board of Directors of B.C. Pavilion Corporation and the Ministry of Tourism, Arts, Culture and Sport, Province of British Columbia

Our opinion

In our opinion, the accompanying financial statements of B.C. Pavilion Corporation (the Corporation) as at March 31, 2023 and for the year then ended are prepared, in all material respects, in accordance with the accounting requirements of Section 23.1 of the Budget Transparency and Accountability Act of the Province of British Columbia.

What we have audited

The Corporation's financial statements comprise:

- the statement of financial position as at March 31, 2023;
- the statement of operations and change in accumulated surplus for the year then ended;
- the statement of change in net debt for the year then ended;
- the statement of cash flows for the year then ended; and
- the notes to the financial statements, which include significant accounting policies and other explanatory information.

Basis for opinion

We conducted our audit in accordance with Canadian generally accepted auditing standards. Our responsibilities under those standards are further described in the *Auditor's responsibilities for the audit of the financial statements* section of our report.

We believe that the audit evidence we have obtained is sufficient and appropriate to provide a basis for our opinion.

Independence

We are independent of the Corporation in accordance with the ethical requirements that are relevant to our audit of the financial statements in Canada. We have fulfilled our other ethical responsibilities in accordance with these requirements.

Emphasis of matter – basis of accounting

We draw attention to note 2 to the financial statements, which describes the basis of accounting and the significant differences between such basis of accounting and Canadian public sector accounting standards. Note 19 to the financial statements discloses the impact of these differences. Our opinion is not modified in respect of this matter.

PricewaterhouseCoopers LLP
PricewaterhouseCoopers Place, 250 Howe Street, Suite 1400, Vancouver, British Columbia, Canada V6C 3S7
T: +1 604 806 7000, F: +1 604 806 7806, ca_vancouver_main_fax@pwc.com

PwC refers to PricewaterhouseCoopers LLP, an Ontario limited liability partnership.



Responsibilities of management and those charged with governance for the financial statements

Management is responsible for the preparation of the financial statements in accordance with the accounting requirements of Section 23.1 of the Budget Transparency and Accountability Act of the Province of British Columbia, and for such internal control as management determines is necessary to enable the preparation of financial statements that are free from material misstatement, whether due to fraud or error.

In preparing the financial statements, management is responsible for assessing the Corporation's ability to continue as a going concern, disclosing, as applicable, matters related to going concern and using the going concern basis of accounting unless management either intends to liquidate the Corporation or to cease operations, or has no realistic alternative but to do so.

Those charged with governance are responsible for overseeing the Corporation's financial reporting process.

Auditor's responsibilities for the audit of the financial statements

Our objectives are to obtain reasonable assurance about whether the financial statements as a whole are free from material misstatement, whether due to fraud or error, and to issue an auditor's report that includes our opinion. Reasonable assurance is a high level of assurance, but is not a guarantee that an audit conducted in accordance with Canadian generally accepted auditing standards will always detect a material misstatement when it exists. Misstatements can arise from fraud or error and are considered material if, individually or in the aggregate, they could reasonably be expected to influence the economic decisions of users taken on the basis of these financial statements.

As part of an audit in accordance with Canadian generally accepted auditing standards, we exercise professional judgment and maintain professional skepticism throughout the audit. We also:

- Identify and assess the risks of material misstatement of the financial statements, whether due to fraud or error, design and perform audit procedures responsive to those risks, and obtain audit evidence that is sufficient and appropriate to provide a basis for our opinion. The risk of not detecting a material misstatement resulting from fraud is higher than for one resulting from error, as fraud may involve collusion, forgery, intentional omissions, misrepresentations, or the override of internal control.
- Obtain an understanding of internal control relevant to the audit in order to design audit procedures that are appropriate in the circumstances, but not for the purpose of expressing an opinion on the effectiveness of the Corporation's internal control.
- Evaluate the appropriateness of accounting policies used and the reasonableness of accounting estimates and related disclosures made by management.
- Conclude on the appropriateness of management's use of the going concern basis of accounting and, based on the audit evidence obtained, whether a material uncertainty exists related to events or conditions that may cast significant doubt on the Corporation's ability to continue as a going concern.



If we conclude that a material uncertainty exists, we are required to draw attention in our auditor's report to the related disclosures in the financial statements or, if such disclosures are inadequate, to modify our opinion. Our conclusions are based on the audit evidence obtained up to the date of our auditor's report. However, future events or conditions may cause the Corporation to cease to continue as a going concern.

- Obtain sufficient appropriate audit evidence regarding the financial information of the entities or business activities within the Corporation to express an opinion on the statements. We are responsible for the direction, supervision and performance of the group audit. We remain solely responsible for our audit opinion.

We communicate with those charged with governance regarding, among other matters, the planned scope and timing of the audit and significant audit findings, including any significant deficiencies in internal control that we identify during our audit.

PricewaterhouseCoopers LLP


Chartered Professional Accountants

Vancouver, British Columbia
June 9, 2023

B.C. Pavilion Corporation
Statement of Financial Position
(in \$000s)

	<i>Note</i>	March 31 2023	March 31 2022
Financial Assets			
Cash and cash equivalents	4	27,210	28,853
Restricted Cash	4	350	350
Investments	4	392	417
Accounts receivable	5	14,431	6,272
Due from governments	6	7,222	5,266
		49,605	41,158
Liabilities			
Accounts payable and accrued liabilities	7	18,744	11,086
Due to governments	6	9,523	9,402
Employee leave liability		1,490	1,404
Deferred revenue	8	34,629	31,983
Deferred capital contributions – government	9	758,507	783,638
Deferred capital contributions – other	10	5,309	6,146
Long-term debt	11	125,861	128,972
		954,063	972,631
Net debt		(904,458)	(931,473)
Non-financial assets			
Tangible capital assets	12	948,086	980,148
Inventories held for use		95	145
Prepaid expenses		953	455
		949,134	980,748
Accumulated surplus		44,676	49,275
Contingencies and contractual obligations	13		

Approved on behalf of the board:



Gwendolyn Point.
Chair – Board of Directors



Flavia Coughlan
Chair – Audit & Governance Committee

The accompanying notes are an integral part of these financial statements.

B.C. Pavilion Corporation
Statement of Operations and Change in Accumulated Surplus
(in \$000s)

	<i>Note</i>	31-Mar-23		31-Mar-22
		Budget	Actual	Actual
		<i>(Note 17)</i>		
Revenues	20			
Event revenues		44,913	77,251	19,448
Lease revenues		6,245	6,515	6,208
Miscellaneous revenues		2,321	3,434	2,560
Operating contributions - government		7,000	7,372	33,035
Deferred capital contributions -government		34,796	35,485	36,236
Deferred capital contributions - other		868	837	1,016
Interest revenue		-	1,067	144
		<u>96,143</u>	<u>131,961</u>	<u>98,647</u>
Expenses	14,20			
BC Place Stadium		51,066	56,497	45,031
Vancouver Convention Centre		72,692	80,063	51,600
		<u>123,758</u>	<u>136,560</u>	<u>96,631</u>
Annual operating surplus (deficit)		<u>(27,615)</u>	<u>(4,599)</u>	<u>2,016</u>
Accumulated surplus, beginning of year		<u>49,275</u>	<u>49,275</u>	<u>47,259</u>
Accumulated surplus, end of year		<u>21,660</u>	<u>44,676</u>	<u>49,275</u>

The accompanying notes are an integral part of these financial statements.

B.C. Pavilion Corporation
Statement of Change in Net Debt
(in \$000s)

	<u>31-Mar-23</u>		<u>31-Mar-22</u>
	<u>Budget</u>	<u>Actual</u>	<u>Actual</u>
	<i>(Note 17)</i>		
Annual operating surplus (deficit)	(27,615)	(4,599)	2,016
Acquisition of tangible capital assets	(10,000)	(10,773)	(10,212)
Amortization of tangible capital assets	42,334	42,835	43,843
	<u>4,719</u>	<u>27,463</u>	<u>35,647</u>
Acquisition of prepaid expense	-	(5,552)	(4,756)
Use of prepaid expense	-	5,054	4,989
	<u>-</u>	<u>(498)</u>	<u>233</u>
Acquisition of inventory for use	-	(147)	(156)
Use of inventory	-	197	156
	<u>-</u>	<u>50</u>	<u>-</u>
Decrease in net debt	<u>4,719</u>	<u>27,015</u>	<u>35,880</u>
Net debt – beginning of year		<u>(931,473)</u>	<u>(967,353)</u>
Net debt – end of year		<u>(904,458)</u>	<u>(931,473)</u>

The accompanying notes are an integral part of these financial statements.

B.C. Pavilion Corporation
Statement of Cash Flows
(in \$000s)

	March 31	March 31
	2023	2022
Surplus (Deficit) for the year	(4,599)	2,016
Changes in Non-cash Items Included in Surplus (Deficit):		
Amortization of tangible capital assets	42,835	43,843
Amortization of deferred capital contributions – government	(35,485)	(36,236)
Amortization of deferred capital contributions – other	(837)	(1,016)
Changes in Non-Cash Working Capital Items:		
Accounts receivable	(8,159)	(1,721)
Due from governments	(1,956)	1,407
Due to governments	121	39
Accounts payable and accrued liabilities	7,658	1,187
Employee leave liability	86	89
Deferred revenue	2,646	3,714
Inventories held for use	50	-
Prepaid expenses	(498)	233
<i>Cash provided by or (used in) operating transactions</i>	<u>1,862</u>	<u>13,555</u>
Purchase of tangible capital assets	(10,773)	(10,212)
<i>Cash used in capital transactions</i>	<u>(10,773)</u>	<u>(10,212)</u>
Investing Transactions		
Investment	25	(5)
<i>Cash used in investing transactions</i>	<u>25</u>	<u>(5)</u>
Financing Transactions		
Deferred capital contributions – government	10,354	9,994
Repayment of long-term debt	(3,111)	(3,011)
<i>Cash provided by financing transactions</i>	<u>7,243</u>	<u>6,983</u>
Increase in cash and cash equivalents	(1,643)	10,321
Cash and cash equivalents – beginning of year	29,203	18,882
Cash and cash equivalents – end of year	<u><u>27,560</u></u>	<u><u>29,203</u></u>

B.C. Pavilion Corporation

Notes to the Financial Statements

For the year ended March 31, 2023 (tabular amounts in \$000s)

1. Authority and Nature of Operations and Economic Dependence

B.C. Pavilion Corporation (PavCo or the Corporation) was formed on April 1, 2008 under the *British Columbia Business Corporations Act*, following the amalgamation of the former B.C. Pavilion Corporation and Vancouver Convention Centre Expansion Project Ltd. (VCCEP). PavCo is wholly owned by the Province of British Columbia, and reports to the Legislative Assembly through the Minister of Tourism, Arts, Culture and Sport. As a provincial Crown agency, PavCo is subject to legislative regulations in government reporting Acts which include the *Budget Transparency and Accountability Act* and the *Financial Administration Act*.

PavCo's mandate is to generate economic and community benefit for the people of British Columbia through the prudent management of public facilities. PavCo achieves this by developing, marketing and operating iconic world class public convention, sports and entertainment facilities. The Corporation owns and operates BC Place Stadium and the Vancouver Convention Centre's west facility. The Corporation operates the Vancouver Convention Centre's east facility under a separate agreement with Canada Place Corporation.

PavCo is exempt from income taxes under the Income Tax Act.

Economic Dependence

These financial statements have been prepared on a going concern basis. The operations of the Corporation are dependent on continued funding from the Province of British Columbia.

2. Significant Accounting Policies

These financial statements have been prepared by management in accordance with the accounting requirements of Section 23.1 of the *Budget Transparency and Accountability Act* of the Province of British Columbia which requires that financial statements be prepared in accordance with Canadian public sector accounting standards except in regard to accounting for government transfers as set out in Note 19. Significant accounting policies used in the preparation of these financial statements are:

Financial assets

Cash and cash equivalents include cash on hand and short-term highly liquid investments that are readily convertible to known amounts of cash and are subject to an insignificant risk of changes in value.

Accounts receivable are recorded at cost less the amount of any valuation allowance (bad debt allowance). Valuation allowances are made when collection is in doubt. Changes in valuation allowances are recognized as expenses in the period when the valuation change is made. Interest is only accrued on receivables when collection is reasonably assured.

Tangible capital assets

Tangible capital assets are recorded at cost less accumulated amortization. Asset costs (excluding land), less any residual value, are amortized over their estimated useful lives to PavCo as follows:

Buildings and improvements	5 to 50 years, straight-line
Leasehold improvements	Over the shorter of the estimated useful life of the improvement or the term of the lease, straight-line

B.C. Pavilion Corporation

Notes to the Financial Statements

For the year ended March 31, 2023 (tabular amounts in \$000s)

Equipment and other capital assets	1 to 10 years, straight-line
Furniture and fixtures	3 to 20 years, straight-line
Vehicles	30% per annum, declining balance
Computer hardware and software	3 to 5 years, straight-line

Assets under construction are recorded at cost and include direct costs during development and construction, indirect costs that are directly attributable to the construction or development activity and other carrying costs. When construction is substantially complete or the asset is ready for use, it is subsequently amortized over its estimated useful life.

In the year of asset acquisition, amortization will be recorded at 50% of the normal annual rate, calculated for the asset as per above. In the final year or the year of disposition, amortization will be charged at 50% of the annual rate.

Contributed tangible capital assets are recorded at fair value as of the date of contribution. When fair value of a contributed asset cannot be determined by market or appraisal estimates, the asset is recorded at nominal value.

PavCo reviews the value of its tangible capital assets that are in active service for impairment based on their service potential. Assets are written down when conditions indicate that they no longer contribute to PavCo's ability to provide goods and services.

PavCo does not report the cost of its artwork and theming program in the statement of financial position as artwork is not recognized under PSAS. All costs associated with developing, constructing, acquiring, installing and securing these assets are expensed when incurred.

Inventories

Inventories consist of minor consumable supplies held for use in the course of operations at PavCo's facilities and are recognized at historical cost.

Prepaid expenses

Prepaid expenses include cash disbursements for facility insurance and future event and operational costs, which will be charged to expense over the periods expected to benefit from them.

Revenue recognition

Revenues from events held at PavCo's facilities are recognized upon completion of the events. Amounts received in advance of event completion are recorded as deferred revenue. Non-event related revenues are recognized on an accrual basis and in the period in which the transactions or events that gave rise to the revenues occurred.

Revenues received in advance from lease and business alliance agreements, and expenses incurred to generate them, are deferred and amortized on a straight-line basis over the term specified in the agreements.

Revenue resulting from contra-transactions, such as the exchange of goods or services for advertising, is recognized at fair market value. Unearned revenue is deferred and amortized over the term of the services contract.

B.C. Pavilion Corporation
Notes to the Financial Statements
For the year ended March 31, 2023 (tabular amounts in \$000s)

2. Significant Accounting Policies (cont.)

Operating contributions are recognized as income in the period for which they are contributed. Contributions restricted for specific purposes are recorded as deferred contributions and recognized in revenue in the period in which the stipulation or restriction on the contributions have been met.

Capital contributions

The value of contributed depreciable tangible capital assets or funding received from government or other external sources for the purpose of acquiring or developing tangible capital assets for use in providing services, is treated as deferred capital contributions. These contributions are amortized to revenue in the period during which the assets are used to provide services, at the same amortization rate as the related tangible capital assets. If the net book value of a depreciable tangible capital asset funded by a deferred capital contribution is reduced for any reason other than amortization, the proportionate share of the deferred contribution is recognized to revenue during the same period.

This accounting treatment is not consistent with the requirements of Canadian PSAS which require that government transfers or externally restricted contributions be recognized as revenue when approved by the transferor and eligibility criteria have been met unless the transfer or externally restricted contribution contains a stipulation that creates a liability, in which case the transfer is recognized as revenue over the period that the liability is extinguished.

Funding received for the acquisition of land or a transfer in the form of land, is recognized as revenue in the same period that the asset is acquired.

Expenses

The cost of all goods consumed and services received during the fiscal year, not related to assets, is expensed. Expenses are reported on an accrual basis. Direct costs from events held at the facilities are recognized upon completion of the events. Amounts incurred in advance of event completion are recorded as prepaid expenses. Environmental costs are recorded when a determination of liability is made and the related costs can be reasonably estimated.

Financial Instruments - recognition and measurement

PavCo's financial instruments consist of cash and cash equivalents, accounts receivable, due from governments, accounts payable and accrued liabilities, due to governments and long-term debt. All financial instruments are carried at cost or amortized cost in the financial statements. All financial assets are assessed annually for impairment. When financial assets are impaired, impairment losses are recorded in the statement of operations.

Employee pension plan

PavCo and its employees contribute to the Public Service Pension Plan in accordance with the Public Sector Pension Plans Act. Defined contribution plan accounting is applied because sufficient information is not available to apply defined benefit accounting. Contributions are expensed as they become payable (note 15).

New accounting standards adopted

Effective April 1, 2022, PavCo adopted section PS 3280 – *Asset Retirement Obligations issued by the Public Sector Accounting Board*. The adoption of this standard does not impact these financial statements.

B.C. Pavilion Corporation
Notes to the Financial Statements
For the year ended March 31, 2023 (tabular amounts in \$000s)

3. Measurement Uncertainty

The preparation of financial statements requires management to make estimates and assumptions that affect the reported amounts of assets and liabilities, and the disclosed amounts of contingent assets and liabilities at the reporting date as well as the reported amounts of revenues and expenses during the reporting period. Uncertainty in the determination of these amounts is known as measurement uncertainty.

Estimates are based on the best information available at the time of preparation of the financial statements and are reviewed annually to reflect new information as it becomes available. Actual results could differ from these estimates. Estimates included in these financial statements are accrued liabilities, collectability of accounts receivable and estimated useful life of tangible capital assets.

4. Cash and Investments

	March 31 2023	March 31 2022
Unrestricted cash	27,210	28,853
Restricted cash	350	350
	<u>27,560</u>	<u>29,203</u>
Investments	392	417

Restricted cash consists of a refundable deposit to secure a letter of credit that PavCo issued on behalf of the depositor. A liability for the amount of the deposit is recorded in accounts payable and accrued liabilities. Investments represent PavCo's proportionate interest in the Convention Development Fund, which is a joint initiative with Tourism Vancouver and the Vancouver Hotel Destination Association.

5. Accounts Receivable

	March 31 2023	March 31 2022
Trade	14,845	8,769
Other receivables	1,841	61
Subtotal	<u>16,686</u>	<u>8,830</u>
Less: provision for doubtful accounts	<u>(2,255)</u>	<u>(2,558)</u>
	<u>14,431</u>	<u>6,272</u>

6. Due to and from Governments

	March 31 2023	March 31 2022
Due from federal government	152	52
Due from provincial government	7,070	5,214
Total due from governments	<u>7,222</u>	<u>5,266</u>
Due to provincial government	9,523	9,402

Due from provincial government represent contributions for tangible capital assets purchased this fiscal year.

B.C. Pavilion Corporation
Notes to the Financial Statements
For the year ended March 31, 2023 (tabular amounts in \$000s)

7. Accounts Payable and Accrued Liabilities

	March 31 2023	March 31 2022
Trade accounts payable and accrued liabilities	16,638	8,833
Accrued interest on long-term debt	2,073	2,124
Builder's lien and other holdbacks	33	129
	18,744	11,086

8. Deferred Revenue

	March 31 2023	March 31 2022
Unearned lease revenues	18,933	20,587
Unearned event revenue and deposits	15,696	11,396
	34,629	31,983

Unearned lease revenue represents funds received in advance from lease and business alliance agreements, and is recognized in accordance with the terms specified in those agreements. The terms of the business alliance agreements range from 10 years to 50 years.

Event revenues and deposits are receipts in advance of scheduled event dates and are deferred until completion of the event.

9. Deferred Capital Contributions – Government

Government contributions are funding transfers that contain eligibility criteria and legislative or contractual stipulations with respect to their use. PavCo has received funding for asset acquisition and capital construction projects at PavCo's facilities as follows:

	Balance April 1 2022	Contributions during year	Amortized to revenue	Balance March 31 2023
Government of Canada	165,399	-	(4,556)	160,843
Province of British Columbia	618,239	10,354	(30,929)	597,664
	783,638	10,354	(35,485)	758,507

	Balance April 1 2021	Contributions during year	Amortized to revenue	Balance March 31 2022
Government of Canada	169,955	-	(4,556)	165,399
Province of British Columbia	639,925	9,994	(31,680)	618,239
	809,880	9,994	(36,236)	783,638

B.C. Pavilion Corporation

Notes to the Financial Statements

For the year ended March 31, 2023 (tabular amounts in \$000s)

9. Deferred Capital Contributions – Government (cont.)

Contributions from the Government of Canada comprise federal funding for the construction of the Vancouver Convention Centre's west facility and the connector between the east and west facility. The funding for the Vancouver Convention Centre's west facility includes the construction of the waste water treatment facility. Contributions from the Province of British Columbia are for tangible capital assets.

Government contributions for capital are amortized to revenue in the period during which the assets are used to provide those services, at a rate corresponding with the amortization rate for the related tangible capital assets. Other government contributions are recognized when their legislative or contractual stipulations are met.

10. Deferred Capital Contributions – Other

	Balance April 1 2022	Receipts during year	Amortized to revenue	Balance March 31 2023
Other contributions	6,146		(837)	5,309

	Balance April 1 2021	Receipts during year	Amortized to revenue	Balance March 31 2022
Other contributions	7,162	-	(1,016)	6,146

Other deferred contributions include contributions, defined by their contractual stipulations, from non-related parties to fund major improvements to or for the acquisition of capital assets. Included in other deferred contributions are value-in-kind contributions of tangible capital assets.

11. Long-term Debt

	March 31 2023	March 31 2022
Province of British Columbia	125,861	128,972

In fiscal 2010, PavCo entered into a long-term loan agreement with the Province of British Columbia to provide financing for the revitalization at BC Place Stadium. PavCo received the balance of the loan in fiscal 2011. The loan is secured by the assets of BC Place Stadium and the Vancouver Convention Centre.

Under the terms of the loan agreement, the repayable loan was non-interest bearing during the construction and start-up period. Commencing April 2, 2013, PavCo began repaying the loan by providing semi-annual blended payments of principal and interest. For fiscal year 2023, \$3.11 million was repaid on the loan with \$4.19 million paid in interest.

The parties negotiated a reduced interest rate from 4.89% to 3.29% effective November 1, 2015 until fiscal year 2049. The current repayment schedule reflects loan payments by PavCo of \$7.33 million for fiscal years 2023 through 2048 and \$3.7 million for fiscal year 2049.

B.C. Pavilion Corporation
Notes to the Financial Statements
For the year ended March 31, 2023 (tabular amounts in \$000s)

12. Tangible Capital Assets

	BC Place	Vancouver Convention Centre ⁽¹⁾	March 31 2023	March 31 2022
Land	31,292	41,442	72,734	72,734
Buildings and improvements	325,608	511,970	837,578	869,084
Leasehold improvements	-	22,215	22,215	22,624
Equipment	3,325	2,998	6,323	5,287
Furniture and fixtures	7,013	759	7,772	8,520
Computer hardware/software	978	486	1,464	1,899
Total	368,216	579,870	948,086	980,148

(1) Includes Shared Services office assets

Included above as at March 31, 2023 is work-in-progress in the below tangible capital asset categories.

	BC Place	Vancouver Convention Centre	March 31 2023	March 2022
Buildings and improvements	3,060	2,297	5,357	5,180
Leasehold improvements	-	4,075	4,075	2,412
Equipment	871	961	1,832	526
Furniture and fixtures	-	381	381	223
Computer hardware/software	79	291	370	306
Work-in-Progress	4,010	8,005	12,015	8,647

Artwork

PavCo holds a variety of art pieces at its facilities; however, it does not recognize the cost or value of artwork in its financial statements. All costs of developing, constructing, acquiring, installing and securing the pieces have been expensed. The Corporation has title to most pieces in the program, and is responsible for the preservation and protection of all pieces.

The Vancouver Convention Centre's comprehensive art program, which was produced as part of the west facility expansion, includes various paintings, sculptures, First Nations pieces, and other items. The historical cost of these art pieces at March 31, 2023 is \$6.2 million (\$6.2 million at March 31, 2022).

The Corporation uses the historical cost value of the art pieces for insurance purposes unless appraisal values are available.

B.C. Pavilion Corporation
Notes to the Financial Statements
For the year ended March 31, 2023 (tabular amounts in \$000s)

12. Tangible Capital Assets (cont.)

	Land	Buildings and improvements	Leasehold Improvements	Equipment	Furniture and fixtures	Vehicles	Computer hardware & software	2023
Cost:								
Opening balance	72,734	1,308,850	50,229	73,338	35,374	25	6,620	1,547,170
Additions	-	4,757	2,155	2,636	559	-	666	10,773
Disposals and adjustments	-	6	-	(699)	(8)	-	(156)	(857)
Closing balance	72,734	1,313,613	52,384	75,275	35,925	25	7,130	1,557,086
Accumulated amortization:								
Opening balance	-	(439,766)	(27,605)	(68,051)	(26,854)	(25)	(4,721)	(567,022)
Amortization expense	-	(36,269)	(2,564)	(1,600)	(1,301)	-	(1,101)	(42,835)
Effect of disposals and adjustments	-	-	-	699	2	-	156	857
Closing balance	-	(476,035)	(30,169)	(68,952)	(28,153)	(25)	(5,666)	(609,000)
Net book value	72,735	837,578	22,215	6,323	7,772	-	1,464	948,086

B.C. Pavilion Corporation**Notes to the Financial Statements****For the year ended March 31, 2023** (tabular amounts in \$000s)**12. Tangible Capital Assets (cont.)**

	Land	Buildings and improvements	Leasehold improvements	Equipment	Furniture and fixtures	Vehicles	Computer hardware & software	2022
Cost:								
Opening balance	72,734	1,303,059	48,729	73,584	35,058	25	7,876	1,541,065
Additions	-	7,198	1,500	825	249	-	440	10,212
Disposals and adjustments	-	(1,407)	-	(1,071)	67	-	(1,696)	(4,107)
Closing balance	72,734	1,308,850	50,229	73,338	35,374	25	6,620	1,547,170
Accumulated amortization:								
Opening balance	-	(405,124)	(24,996)	(66,780)	(25,260)	(25)	(5,100)	(527,285)
Amortization expense	-	(35,969)	(2,609)	(2,351)	(1,594)	-	(1,320)	(43,843)
Effect of disposals and adjustments	-	1,327	-	1,080	-	-	1,699	4,106
Closing balance	-	(439,766)	(27,605)	(68,051)	(26,854)	(25)	(4,721)	(567,022)
Net book value	72,734	869,084	22,624	5,287	8,520	0	1,899	980,148

B.C. Pavilion Corporation

Notes to the Financial Statements

For the year ended March 31, 2023 (tabular amounts in \$000s)

13. Contingencies and Contractual Obligations

a) *Contingent liabilities*

- i) Environmental - PavCo remains liable for environmental and reclamation obligations for known hazards that may exist at its facilities and has recognized soil remediation costs in the financial statements. As at March 31, 2023, management is not aware of any additional existing environmental problems related to its facilities that may result in material liability to the Corporation.

- ii) Legal - the Corporation is named in various legal actions resulting from operations at PavCo's facilities. No determination can be made on the eventual outcome or disposition of the legal actions. PavCo does not expect the outcome of any proceedings, individually or in the aggregate, to have a material impact on the Corporation's financial position.

b) *Contractual obligations*

- i) Operating leases and maintenance - the Corporation is committed to payments under several operating leases and maintenance agreements, the longest of which extends to 2027. These represent total commitments as follows:

Fiscal 2024	6,168
Fiscal 2025	5,202
Fiscal 2026	3,960
Fiscal 2027	3,007
Fiscal 2028 and beyond	0

- ii) Capital projects - at March 31, 2023, the Corporation has committed to future expenditures under contracts currently entered into with respect to remaining capital obligations as follows:

<hr/> Fiscal 2024 <hr/>	<hr/> 806 <hr/>
-------------------------	-----------------

B.C. Pavilion Corporation
Notes to the Financial Statements
For the year ended March 31, 2023 (tabular amounts in \$000s)

14. Expenses by Object

The following summarizes expenses by object:

	2023	2023	2022
	Budget	Actual	Actual
Event direct costs	27,734	42,803	9,972
Salaries, wages and benefits	25,843	24,605	20,668
Operating expenses	14,888	14,667	10,845
General and administration	5,709	5,613	5,079
Business development	1,006	475	295
Professional consulting fees	2,052	1,370	1,635
Interest on long-term debt	4,192	4,192	4,294
Amortization	42,334	42,835	43,843
	123,758	136,560	96,631

15. Employee Pension Plan

PavCo and its employees contribute to the Public Service Pension Plan, a jointly trustee pension plan. The Public Service Pension Plan Board of Trustees, representing plan members and employers, is responsible for overseeing the management of the plan, including investment of the assets and administration benefits. The Public Service Pension Plan has approximately 123,000 active, inactive and retired members.

Every three years an actuarial valuation is performed to assess the financial position of the plan and the adequacy of the funding. The latest actuarial valuation as at March 31, 2020, indicated a funding surplus of \$2.667 billion for basic pension benefits. The next valuation will be as at March 31, 2023.

Employers participating in the plan record their pension expenses as the amount of employer contributions made during the fiscal year. This is because the plan records accrued liabilities and accrued assets for the plan in aggregate, and therefore there is no consistent and reliable basis for allocating the obligation, assets and costs to individual employers participating in the plan.

Contributions to the plan by PavCo for fiscal 2023 were \$1.933 million (2022 - \$1.509 million).

16. Related Party Transactions

PavCo is related through common ownership to all Province of British Columbia ministries, agencies and Crown corporations. All transactions with these entities were in the normal course of operations and recorded at fair market value.

17. Budgeted Figures

Budgeted figures have been provided for comparison purposes and are derived from the estimates provided in the Corporation's 2022/23 – 2024/25 Annual Service Plan which was approved by PavCo's Board of Directors on January 28, 2022.

B.C. Pavilion Corporation
Notes to the Financial Statements
For the year ended March 31, 2023 (tabular amounts in \$000s)

18. Financial Instruments

PavCo is exposed to various risks related to its financial instruments. It is management's opinion that the Corporation is not exposed to significant market, liquidity or credit risk arising from these financial instruments.

PavCo's risk management objective when it invests in financial instruments is to ensure that any investments are in quality securities, so as to safely guard the assets of the shareholder, and enable the Corporation to continue operations as a going concern.

Market Risk - Market risk is the risk that changes in market prices, such as foreign exchange rates and interest rates, will affect PavCo's income or the value of its financial instruments. PavCo's exposure to currency risk is related only to the value of foreign exchange transactions in the normal course of business, and the Corporation manages this risk by minimizing the amount of transactions in foreign funds.

Interest Rate Risk - PavCo is not subject to interest rate risk on its long-term debt as a fixed rate is provided for in the loan agreement, which eliminates fluctuations in the value of this financial instrument during the repayment period.

Liquidity Risk - Liquidity risk is the risk that PavCo will have difficulty in meeting its financial obligations when they come due. PavCo manages liquidity risk by continually monitoring cash flows and through the receipt of grants and borrowed funds from its shareholder.

All financial assets and liabilities are current and expected to mature within one year, with the exception of long-term debt held with the Province of BC. Debt will mature per the following schedule:

Within one year - \$3.2 million
One to five years - \$17.7 million
Over five years - \$104.9 million

Credit Risk - Credit risk is the risk of financial loss to PavCo if a customer or counterparty to a financial instrument fails to meet its contractual obligations.

PavCo's exposure to credit risk is related only to the value of accounts receivable in its normal course of business, and the Corporation manages this risk by minimizing the amount of transactions that require recovery. The Corporation continually monitors and manages the collection of receivables from other customers, while adding provisions where collection of balances is less likely.

19. Impact of accounting for restricted contributions in accordance with Restriction Contributions Regulation 198/2011

As disclosed in the significant accounting policies, note 2, regulation 198/2011 requires PavCo to recognize revenue from restricted contributions for the purpose of acquiring or developing a depreciable tangible capital asset on the same basis as the related amortization expense of the tangible capital asset. As these transfers do not contain stipulations or restrictions creating a liability over the term of the expected useful life of a related tangible capital asset, Canadian PSAS would require these contributions to be recognized in revenue as a tangible capital asset is acquired or development and construction of a tangible capital asset is complete.

B.C. Pavilion Corporation

Notes to the Financial Statements

For the year ended March 31, 2023 (tabular amounts in \$000s)

If PavCo had recorded deferred capital contributions under PSAS rather than the accounting policy described under note 2, deferred capital contributions recognized as revenue for the year ended March 31, 2023 would have increased by \$9.692 million (2022 - increased by \$9.994 million) and the annual operating deficit would have decreased by \$9.692 million (2022 - decreased by \$9.994 million).

As at March 31, 2023, deferred capital contributions used to purchase tangible capital assets would have decreased by \$763.8 million (2022 - decreased by \$789.8 million) and the accumulated surplus would have increased by \$763.8 million (2022 - increased by \$789.8 million).

B.C. Pavilion Corporation
Notes to the Financial Statements
For the year ended March 31, 2023 (tabular amounts in \$000s)

20. Segmented Information

PavCo reports segmented information by its operating divisions: BC Place Stadium and the Vancouver Convention Centre. BC Place Stadium and the Vancouver Convention Centre, market, sell and manage space for conventions, trade and consumer shows, entertainment, sports and other events. Revenues, expenses and tangible capital assets by facility are provided in the following tables:

	<i>BC Place⁽¹⁾</i>		<i>Vancouver Convention Centre⁽¹⁾⁽²⁾</i>		<i>Total</i>	
	2023	2022	2023	2022	2023	2022
Revenues						
Event revenues	23,500	5,065	53,751	14,383	77,251	19,448
Lease revenues	3,054	3,039	3,461	3,169	6,515	6,208
Miscellaneous revenues ⁽³⁾	2,910	2,382	524	178	3,434	2,560
Operating contributions - government	7,248	17,201	124	15,834	7,372	33,035
Deferred contributions - government	15,039	15,749	20,446	20,487	35,485	36,326
Deferred contributions - other	578	739	259	277	837	1,016
Interest revenue	652	69	415	75	1,067	144
	52,981	44,244	78,980	54,403	131,961	98,647
Expenses						
Event direct costs	12,619	2,859	30,184	7,113	42,803	9,972
Salaries, wages and benefits	10,381	8,649	14,224	12,019	24,605	20,668
Operating expenses	3,883	2,679	10,784	8,166	14,667	10,845
General and administration	2,412	2,428	3,201	2,651	5,613	5,079
Business development	192	125	283	170	475	295
Professional consulting fees	831	1,073	539	562	1,370	1,635
Interest on long-term debt	4,192	4,294	-	-	4,192	4,294
Amortization	21,987	22,924	20,848	20,919	42,835	43,843
	56,497	45,031	80,063	51,600	136,560	96,631
(Deficit) surplus for the year	(3,516)	(787)	(1,083)	2,803	(4,599)	2,016

(1) Shared Services revenues and expenditures have been allocated equally between PavCo's facilities.

(2) PavCo's proportionate share of the Convention Development Fund is consolidated to Vancouver Convention Centre operations.

(3) Miscellaneous revenues include non-event related revenues and monies received outside of the course of normal operations.

B.C. Pavilion Corporation
Notes to the Financial Statements
For the year ended March 31, 2023 (tabular amounts in \$000s)

20. Segmented Information (cont.)

BC Place	Land	Buildings & Improvements	Equipment	Furniture & Fixtures	Computer Hardware & Software	2023	2022
Cost:							
Opening balance	31,292	570,332	53,215	24,398	4,106	683,343	680,972
Additions	-	2,225	1,842	211	503	4,781	5,049
Disposals and adjustments	-	-	(699)	-	(156)	(855)	(2,678)
Closing balance	31,292	572,557	54,358	24,609	4,453	687,269	683,343
Accumulated amortization:							
Opening balance	-	(227,694)	(50,899)	(16,534)	(2,794)	(297,921)	(277,675)
Amortization expense	-	(19,255)	(833)	(1,062)	(837)	(21,987)	(22,924)
Effect of disposals & adjustments	-	-	699	-	156	855	2,678
Closing balance		(246,949)	(51,033)	(17,596)	(3,475)	(319,053)	(297,921)
Net book value – March 31	31,292	325,608	3,325	7,013	978	368,216	385,422

B.C. Pavilion Corporation
Notes to the Financial Statements
For the year ended March 31, 2023 (tabular amounts in \$000s)

20. Segmented Information (cont.)

Vancouver Convention Centre	Land	Buildings & Improvements	Leasehold Improvements	Equipment	Furniture & Fixtures	Vehicles	Computer Hardware & Software	2023	2022
Cost:									
Opening balance	41,442	738,518	50,229	20,123	10,976	25	2,514	863,827	860,093
Additions	-	2,532	2,155	794	348	-	163	5,992	5,163
Disposals and adjustments	-	6	-	-	(8)	-	-	(2)	(1,429)
Closing balance	41,442	741,056	52,384	20,917	11,316	25	2,677	869,817	863,827
Accumulated amortization:									
Opening balance	-	(212,072)	(27,605)	(17,152)	(10,320)	(25)	(1,927)	(269,101)	(249,610)
Amortization expense	-	(17,014)	(2,564)	(767)	(239)	-	(264)	(20,848)	(20,919)
Disposal	-	-	-	-	2	-	-	2	1,428
Closing balance	-	(229,086)	(30,169)	(17,919)	(10,557)	(25)	(2,191)	(289,947)	(269,101)
Net book value - March 31	41,442	511,970	22,215	2,998	759	-	486	579,870	594,726

PavCo's lease agreement with Canada Place Corporation for the Vancouver Convention Centre's east facility is for a 20-year term expiring in 2027. It is at nominal annual rent and PavCo is responsible for all operating costs. As the lease term represents the full economic life of the asset, it is included in the tangible capital assets of the Corporation.

B.C. Pavilion Corporation
2. Schedule of Guarantee and Indemnity Agreements
April 01, 2022 to March 31, 2023

Name of Person / Company Indemnified	Risk Management Branch File No.	Date Issued
Non-Union Employees of B.C. Pavilion Corporation	93028	September 1, 1992
Unionized Employees of B.C. Pavilion Corporation	970002	June 1, 1994
Vancouver Port Corporation	970101	July 21, 1997
Her Majesty The Queen in Right of The Province of British Columbia represented by the Minister of Employment and Investment	970169	March 25, 1997
The Canada Employment Insurance Commission	70480	December 20, 2006
Toronto Dominion Bank	80114	May 25, 2007
Central Heat Distribution Limited	80624	January 23, 2008
Vancouver Fraser Port Authority and Imperial Parking Canada Corporation	80718	February 22, 2008
Board of Directors, BC Pavilion Corporation	80805	March 31, 2008
Canada Place Corporation	90271	June 16, 2008
BC Hydro and Power Authority	100132	May 4, 2009
PCI Convention Corporation	100185	May 15, 2009
Her Majesty the Queen in Right of the Province of British Columbia as represented by the Minister of Finance	100284	June 5, 2009
Vancouver Fraser Port Authority	100520	July 29, 2009
Vancouver Harbour Flight Centre Limited Partnership	100544	August 5, 2009
PCI Convention Corp	100545	August 5, 2009
PCI Waterfront Leasing Corp	101406	March 24, 2010
Her Majesty the Queen in Right of the Province of British Columbia represented by the Minister of Finance	101419	March 26, 2010
Royal Bank of Canada	110704	August 19, 2010
Amazon Web Services LLC	110968	October 14, 2010
City of Vancouver	121040	November 22, 2011
City of Vancouver	120996	November 30, 2011
City of Vancouver	121005 to 121017	November 30, 2011
Richmond Elevator Maintenance Limited	131081	November 9, 2012
City of Vancouver	20152056	May 9, 2014
City of Vancouver	20152573	August 15, 2014
Toronto Dominion Bank	20152671	September 5, 2014
City of Vancouver	20152680	September 8, 2014
City of Vancouver	20152965	November 10, 2014
B.C. Hydro	20153072	December 5, 2014
FortisBC Energy Inc.	20153073	December 5, 2014
City of Vancouver	20152966	December 15, 2014
City of Vancouver	20163951	May 26, 2015
City of Vancouver	20163952	May 26, 2015
City of Vancouver	20153643	March 26, 2015
City of Vancouver	20163954	May 26, 2015
City of Vancouver	20163955	May 26, 2015
City of Vancouver	20163956	May 26, 2015
Vancouver Coastal Health Authority	202111534	April 7, 2020
Fortis BC	202315325	January 23, 2023
Federation Internationale de Football Association	202315455	February 22, 2023

B.C. Pavilion Corporation
3. Schedule of Remuneration and Expenses
April 01, 2022 to March 31, 2023

1. Elected Officials, Employees appointed by Cabinet and Member of the Board of Directors

Name	Position	Remuneration		Expenses
Point, G	Chair, Board of Directors	\$	17,500	\$ 1,712
Cahill, C	Member, Board of Directors		13,000	576
Coughlan, F	Member, Board of Directors		13,000	-
Guerrera, C	Member, Board of Directors		11,500	1,395
Harris, R	Member, Board of Directors		11,000	605
Rai, J	Member, Board of Directors		10,750	-
Total: elected officials, employees appointed by Cabinet and members of the Board of Directors		(A) \$	76,750	\$ 4,288

2. Other Employees

Name	Position	Remuneration		Expenses
Adams, P	Director, Global Partnerships	\$	136,573	\$ 20,751
Agan, R	Building Engineer		76,296	-
Amano, B	Trade Technician Dual Ticketed FT		93,472	-
Archer, M	Finance Manager		93,211	950
Ashenden-Jones, H	Video Communications Manager		76,897	84
Barnes, J	Manager, Client Services		98,562	6,051
Bath, S	Senior Director, People and Culture		179,896	4,617
Benmore, M	Senior Director, Communications & Community Engagement		158,653	534
Bennett, W	Bldg Security/Control Room FT		97,217	-
Bezuidenhout, R	Building Engineer		79,308	-
Blais, D	Building Engineer		88,461	-
Bondi, J	Operations Manager		76,374	35
Brandt, C	Event Technical Specialist		81,078	51
Brooks, L	Operations Manager		95,981	-
Camazzola, Q	Strategic Business Advisor		92,459	1,027
Cheung, I	HRIS Analyst		85,553	3,281
Ching, I	Building Engineer		77,994	-
Choi, Y	Trade Technician Dual Ticketed FT		116,969	-
Chung, N	Building Engineer		80,208	-
Cimiliuc, A	Director, Finance		135,484	2,761
Coleman, R	Operations Manager		88,254	-
Cretney, K	Chief Executive Officer		350,757	30,298
Dauphinais, J	Electrician		78,676	4,187
Din, R	Chief Operating Officer		242,989	24,321
Donnelly, K	Building Engineer		75,459	-
Drake, T	Lead Event Technician		82,934	-
Dunnigan, L	Bldg Security/Control Room FT		80,978	-
Famadico, V	Finance Manager		80,739	-
Foster, C	Sales Manager		86,506	3,635
Franklin, B	Manager, Electrical Services		95,509	424
Frau, M	Director, Enterprise Applications		140,882	3,991
Giesse, R	Senior Event Manager, VCC		89,397	4,394
Gilchrist, J	Sales Manager		89,252	49,313
Gomez, S	Marketing Manager		88,518	530
Guinto, B	Environmental Services Manager		101,374	239
Hamilton, J	Duty Manager		83,496	-
Han, E	Senior Accountant, Accounts Payable		81,041	38
Hemerik, M	Operations Manager		104,534	-
Herceg, A	Trade Technician Single Ticketed FT		86,482	-
Higgs, M	Senior Manager, Capital Planning and Projects		100,100	2,872
Hill, J	Sales Manager		88,658	7,014
Hillicke, M	Bldg Security/Control Room FT		98,976	-
Ho, C	Communications Manager		102,600	565
Hussain, M	Building First Aid FT		80,603	-
Indichekov, S	Building Engineer		89,585	-
Islam, S	Senior Manager, Human Resources		117,129	1,468
Jackson, T	Operations Supervisor		79,057	239
Jeram, I	Facility Operations Manager		99,993	239
Johnson, S	Senior Sales Manager		111,140	54,398
Kaur, D	Senior Project Manager		83,717	1,432
King, S	Conv Crew Lead		80,806	-
Knight, A	Director, Venue Operations		129,704	7,446
Lawler, K	Senior Manager, Human Resources		115,199	3,952
Lee, C	Event Manager, VCC		86,821	3,068
Lee, J	Manager, Client Financial Services		85,686	173
Lehto, C	General Manager, VCC		221,536	10,302

Name	Position	Remuneration	Expenses
Livingstone, J	Manager, Payroll and Benefits	\$ 101,377	\$ 3,282
MacDonald, D	Trade Lead Dual Ticketed FT	92,166	-
MacLean, M	Talent Acquisition Manager	89,519	144
Mah, J	Executive Assistant & Board Liaison	79,009	-
May, C	General Manager, BCP	181,215	38,500
McGill, G	Lead Event Technician	86,311	-
McKay, S	Lead Mechanical Technician	87,576	-
Medlicott, S	FT Conversions Supervisor	77,758	445
Melo, B	Waste Water Treatment Plant Operator - Facilities Operations	100,539	1,441
Mickelson, D	Conv Crew Lead	79,541	-
Minhas, S	Senior Manager, Venue Operations	103,305	6,044
Mogyorosi, R	Records & Information Officer	77,254	1,643
Montpetit, N	Director, Facilities Operations	135,369	11,818
Moon, D	Assistant Manager, Safety and Security	96,947	53
Moore, K	Sales Manager	91,010	14,516
Morgan, S	Operations Manager	87,971	-
Muglich, G	Electrician	92,132	-
Murray, W	Manager, Event Technical Services	86,779	121
Nadem, F	Trade Technician Single Ticketed FT	78,617	-
Nadem, T	Trade Crew Lead Single Ticketed FT	92,736	-
Nassar, R	Senior Energy and Sustainability Manager	87,209	99
Niven, K	FT Conversion Specialist Tech	81,274	-
Nordlund, D	Chief Engineer	91,865	112
Oregas, J	Operations Manager	75,667	-
Ostadkarampour, Y	Legal Counsel	122,951	2,605
Pagnotta, S	Application Manager	84,160	-
Pan, R	Manager, Events & Guest Experience	97,229	4,950
Parker, B	Director, Safety and Security	90,018	239
Patel, R	Event Manager, VCC	83,821	70
Radzinski, A	Director, Events	126,150	4,371
Rajabali, J	Assistant General Manager	152,099	10,715
Ralphs, B	Manager, Guest Experience	86,177	111
Reeves, K	Venue Operations Specialist	76,600	239
Richards, J	Venue Overlay Manager	84,496	239
Sakiani, M	Director, Information Technology Services	140,499	2,572
Sandell, D	Systems Administrator	75,052	180
Scribner, L	Event Manager, VCC	82,405	-
Serreqi, G	Manager, Events and Team Central	86,152	5,274
Shah, S	Bldg Security/Control Room FT	81,917	-
Smith, C	VP, Sales and Marketing - Sales	203,034	47,482
Smith, W	Director, HR and Labour Relations	152,139	239
Sodhi-Cavezza, A	Director, Business Development and Event Sales	130,993	6,523
Szutu, C	Senior Manager, Finance	108,396	468
Techere, A	Manager, Venue Operations	88,020	6,644
Tian, M	Consultant	172,573	2,764
To, M	Executive Assistant (GM & VP Sales and Marketing) - GM	75,665	146
Viswalingam, V	Sales Manager	78,310	5,298
Walker, C	Chief Financial Officer	213,119	6,486
Wang, C	Servers & Infrastructure Manager, IT Services	95,478	1,569
White, S	Lead Event Technician	79,598	-
Wuest, E	Manager, Venue Innovation	81,861	92
Yu, H	Electrician	94,191	-
Total: employees with remuneration of \$75,000 or more		11,215,977	442,169
Total, other employees with remuneration of \$75,000 or less		11,874,616	98,217
Total Employees		(B) \$ 23,090,593	\$ 540,386

3. Reconciliation

Elected Officials, Employees appointed by Cabinet and Member of the Board of Directors	(A)	76,750
Employees total remuneration	(B)	23,090,593
Total Remuneration		\$ 23,167,343
Reconciling items consist of severance, employer paid benefits offset wages allocated to events as event direct costs and others		1,437,988
Total per Note 14 of audited financial statements - Salaries, wages and benefits		\$ 24,605,331

B.C. Pavilion Corporation

4. Statement of Severance Agreements

April 01, 2022 to March 31, 2023

There were two severance agreements under which payment commenced between B.C. Pavilion Corporation and its non-unionized employees during fiscal year 2022/23.

These agreements included between three and six weeks of compensation *.

* "Compensation" is defined as a combination of both salary and benefits. The benefits portion includes items such as health, dental, pension, and other similarly related benefits.

Prepared under the Financial Information Regulation, Schedule 1, subsection 6(7)

B.C. Pavilion Corporation
5. Schedule of Payments made for the Provision of Goods and Services
April 01, 2022 to March 31, 2023

1 Alphabetical list of suppliers who received aggregate payments exceeding \$25,000

Abell Pest Control Inc.	\$	36,435
Accurate Glass Ltd		37,963
Advanced Broadcast Cabling		39,993
AEG Presents Productions LLC		799,224
All West Facility Services		94,498
Allegra Marketing Print Web		35,454
Amazon.com.ca		44,669
Andrew Sheret Ltd.		81,848
Aon Solutions Canada Inc.		29,400
Applied Electronics Limited		141,315
Arete Safety and Protection Inc.		34,781
Austin Metal Fabricators, LP		26,178
AVP MFG & Supply Inc		48,172
BBW International Inc.		815,769
BC Hydro		2,538,121
Bell Canada		3,677,213
Bennett Jones LLP		191,081
Best Service Pros Ltd.		3,401,050
Better Environmentally Sound Transportation		61,191
Beyond The Turf Ltd.		54,674
Blackburn Young Office Solutions Inc.		96,629
BLT Construction Services Inc.		233,237
Borden Ladner Gervais LLP		117,640
BTY Consultancy Group Inc.		26,513
Building Energy Solutions Ltd		82,066
Canada Green Building Council		26,972
Canada Place Corporation		4,788,912
Canem Systems Ltd.		177,225
Capital City Purchasing Services Inc.		80,778
CDW Canada Corp		47,664
Ceridian Canada Ltd.		145,625
Chamco Industries Ltd.		34,110
Charter Telecom Inc		49,413
City of Vancouver		1,270,948
Combined Systems Inc.		38,289
Commercial Lighting Products Ltd.		33,751
Creative Energy Vancouver Platforms Inc.		755,429
Daryl-Evans Mechanical Services Ltd.		54,888
Dependable Door Maintenance Ltd.		229,789
E.B. Horsman & Son		28,133
Eagle West Crane & Rigging Div of TNT Crane & Rigging Canada Inc		48,908
EAS Eco Air Sytems Ltd.		468,505
Echo Glazing Ltd.		52,656
Element Plumbing Ltd.		70,917
Elite Tents & Events		27,328
Enclos Tensile Structures Inc.		26,271
Encore		2,667,948
Energy Network Services Inc.		266,489
First Data Canada Ltd (Bypass Mobile)		234,863
Flynn Canada Ltd.		164,063
Fortis BC Energy Inc.		180,962
Fraser Burrard Diving Ltd.		118,769
Genesis Security BC Group Ltd.		4,375,451
Go Wireless Inc.		165,530
Gord Millar		155,876
GPTW Canada Consulting Inc.		41,370
Grand & Toy Ltd.		230,292
Graphic Office Interiors		250,544
Gregg Distributors		26,684
Happy Stan's Recycling Services Ltd.		621,790
Heritage Office Furnishings Ltd		76,644
Homewood Health Inc.		32,826
Houle Electric Limited		89,238
Humulus Consulting Corp.		293,606
IAVM International Association of Venue Managers		26,798
Indeed Canada Corp		27,194
Indigo Park Canada Inc.		148,623

1 Alphabetical list of suppliers who received aggregate payments exceeding \$25,000

Integral Flooring Solutions Ltd	\$	35,376
Island Key Computer Ltd		223,330
JFR Concrete Repair & Waterproofing Ltd		44,801
Johnson Contols		99,802
JPC Services Inc.		132,879
Kelvin Commissioning Engineering Ltd		78,761
Kirei Cleaning & Building Maintenance Ltd.		299,481
Kone Inc.		532,290
Konica Minolta Business Solutions (Canada) Ltd.		69,215
Krian Consulting		34,593
Kwela Leadership & Talent Management		27,891
Lavi Industries		33,213
Ledcor Construction Limited		291,009
Letter B Productions		60,750
Limitless AV Inc.		58,119
LinkedIn Corporation		25,424
Loblaws Inc.		129,410
Logic Bridge Integrated Software Solutions Ltd.		26,770
Lordco Parts Ltd		25,102
Lowry Sales		26,139
Luxton Construction Inc.		114,527
Marsh Canada Limited		3,353,480
Mason Group Permanent BC Inc		33,075
Matakana Scaffolding BC Inc.		50,349
MCM Interiors Ltd.		51,916
Mediateam		85,260
Metro Testing & Engineering LTD.		27,489
Metro Traffic Ltd		37,498
Microsoft Canada Inc		276,025
Minister of Finance		1,277,413
MityLite, Inc.		32,138
Modern Niagara Vancouver Inc.		57,332
Mr. Mix Audio Inc.		164,455
Noble British Columbia		71,267
Norcan Fluid Power Ltd		61,142
Northwestern Systems Corp.		30,582
Paladin Technologies Inc.		179,519
Panther Creative Inc.		87,656
PBX Engineering Ltd.		27,043
PFEIFER System GmbH		144,994
Pigeon Patrol Products & Services		31,421
PJS Systems Inc.		327,113
PMV Logic Ltd.		109,410
Pricewaterhouse Coopers LLP		76,552
Progressive Fence Installations Ltd.		25,859
PS DDB Advertising Inc.		50,034
Public Service Pension Plan		1,905,677
Quantum Lighting, Inc.		40,614
Randy Yip		25,818
Receiver General		1,262,779
Recruiting in Motion - Vancouver		112,729
Richmond Elevator Maintenance Ltd.		49,001
Riggit Services Inc.		2,092,613
Rockdoc Consulting Inc.		53,771
Ross Rex Industrial Painters Ltd		46,560
Scandinavian Building Services Ltd.		1,106,292
Secure Networking Solutions Group		141,860
Servomation Inc.		18,330,436
Sico America Inc.		55,819
Siemens Canada Limited		350,131
Signboom Industries Ltd.		84,067
Simplistic Lines Inc.		74,085
Soaring Films Inc		26,245
Softlanding Solutions Inc.		37,202
Solutions Elevent Inc.		36,750
Stephen Goetz		26,788
Studio G3 Glass Group Ltd.		62,746
Sun Life Assurance Company of Canada		1,439,872
Super Save Enterprises Ltd.		55,506
TalentClick Workforce Solutions Inc.		26,460
Tarkett Sports Canada Inc		384,616
Telus Communications Company		499,472

1 Alphabetical list of suppliers who received aggregate payments exceeding \$25,000

Terminix Canada	\$	37,879
Threesixtythree Inc.		47,793
Thrive Electrify Services Ltd.		35,965
Tourism Vancouver		29,473
TRN Consulting Inc		25,200
Uline Inc		90,688
Ungerboeck Systems International		347,856
Unified Systems Inc.		38,971
United Rentals of Canada, Inc		30,309
Vancouver Glass (1990) Ltd.		111,145
Via Display Graphics Ltd.		67,617
VidCom Communications LTD		49,134
Viking Fire Protection Inc.		38,488
Virtus Interactive Business Learning Experiences Inc.		129,412
Voyage Control Inc.		59,600
Warrington PCI ITF Convention Centre		111,359
Waste Connections of Canada Inc.		68,449
Wesco Distribution Canada LP		239,631
Wespac Electrical Contractors Ltd.		34,066
White Star Property Services Ltd.		100,739
Williams Machinery Lp		67,580
WorkSafeBC		161,622
WSP Canada Inc.		34,481
Yore Solutions Inc.		63,000

Total aggregate amounts paid to suppliers (A) \$ **70,783,448**

2 Consolidated total paid to suppliers

who received aggregate payments of \$25,000 or less (B) \$ **3,063,487**

3 Total of payments to suppliers for grants and contributions greater than \$25,000

Consolidated total of grants exceeding \$25,000 -

Consolidated total of contributions exceeding \$25,000 -

Consolidated total of all grants and contributions exceeding \$25,000 -

4 Reconciliation

Total of aggregate payments exceeding \$25,000 paid to suppliers (A) 70,783,448

Consolidated total of payments of \$25,000 or less paid to suppliers (B) 3,063,487

Consolidated total of all grants and contributions exceeding \$25,000 (C) -

Total Aggregate Payments Made to Suppliers \$ 73,846,934

Reconciling Items*

Add:

Other Expense items	
Debt service	4,191,713
Amortization	42,835,052
Employee expenses	544,674

Less:

Amounts paid to vendors on capital assets	(10,772,747)
Re-billing of amounts paid to vendors	(105,763)
GST paid to Suppliers & remittances	(1,001,514)
PST remittances relating to revenues collected	(760,528)
Employer Portion of Payroll Remittances	(3,913,557)
Change in accrued liabilities, prepayments and other items	7,084,865

38,102,195

Total Aggregate Payments Made to Suppliers plus Reconciling Items \$ 111,949,129


Expenses per Statement of Operations 136,560,290

Less: Wages, salaries and benefits (24,605,331)

\$ 111,954,959

B.C. Pavilion Corporation
Statement of Financial Information

The undersigned represents the Board of Directors of B.C. Pavilion Corporation and approves all the statements and schedules included in this Statement of Financial Information, produced under the Financial Information Act.

Signature: 

Name: Gwendolyn Point, Chair

Title: Board Chair

Date: September 29, 2023